

Table of Contents

1. Welcome to GRAMS Grants Module	2
1.1 Basic Terminology	2
2. Accessing the Funding Proposal.....	3
3. Complete the Funding Proposal SmartForms.....	5
3.1 General Proposal Information – SmartForm	5
3.1.1 Type of Application	6
3.1.2 Short Title of the Proposal	6
3.1.3 Long Title of Proposal.....	6
3.1.4 Program director/Principal investigator/Project lead/Fellow:	6
3.1.5 Select the Direct Sponsor:.....	6
3.1.6 Instrument Type:.....	7
3.1.7 Primary Purpose:.....	7
3.1.8 Expected Start Date:	7
3.1.9 Identify Type of Research:	8
3.2 Personnel – SmartForm	8
3.2.1 Program Director/Principal Investigator/Project lead/Fellow:.....	8
3.2.2 Responsible Department/Division/Institute:.....	8
3.2.3 Project Personnel:.....	9
3.2.4 Administrative Personnel:.....	10
3.2.5 Secondary Department/Institute/Center Affiliation.....	11
3.2.6 Select in which location/lab work will be conducted:	11
3.3 Submission Information – SmartForm	11
3.4. Funding Opportunity Announcement – Smart Form (only applicable for applications being submitted system-to-system)	12
3.5 Budget Periods and Key Dates – SmartForm	12
3.6 Intellectual Property – SmartForm.....	13
3.7 Compliance Review - SmartForm	13

3.8 Additional Proposal Information – SmartForm..... 14

3.9 Completion Instructions – SmartForm 15

4. Uploading Attachments.....	17
5. Completing the Budget.....	18
6. Completing the S2S Application (if applicable).....	19
7. Submit for Department Review	19
7.1 When to Submit for Review	19
7.2 How to Submit for Review	20
7.2.1 Submit for Department Review.....	20
7.2.2 Fix any Errors or Warnings.....	20
7.2.3 Certify/Approve PI Endorsement	20
7.3 Responding to Requests for Clarifications	22
7.3.1 Receiving a Request for Clarifications	22
7.3.2 Accessing Reviewer Notes and Comments	23
7.3.4 Submit Changes for Department Review/Submit Changes to Specialist.....	26
7.4 Review Complete/Proposal Submission.....	27

1. Welcome to GRAMS Grants Module

GRAMS Grants Module is UNT's system for:

- Developing and tracking proposals in the Grants module
- Award Management for sponsored project awards

As a Principal Investigator (PI), you will learn:

- How to access and complete your Funding Proposal
- How to upload proposal attachments
- To access your Budget
- To access your 424 application (if grants.gov submission being submitted S2S)
- How to Certify and Submit your Funding Proposal for Department Review
- To Access and Respond to Review Notes and Re-Submit for Review

1.1 Basic Terminology

Term	Definition
Department Reviewer	The Department and College reviewers that will access, review, and approve a PI's Funding Proposal. <u>Note: The term Department Review is used for both the department and college level review.</u>
"Funding Proposal" or "FP" or "GFP"	Sponsored research proposal in GRAMS.
Administrative Contact	Department or College administrators that are added to a Funding Proposal and can provide assistance. Administrative Contacts can edit the proposal and can also respond to department review notes.

Editor	Other individuals who are added to the Funding Proposal with edit rights. Editors do not receive system generated email if you request changes, but the proposal will move to the “My Inbox” tab for all proposal editors.
Workspace	The term for the Funding Proposal screen with basic demographic information about the proposal, including the proposal’s status, workflow bubbles, the attachments tab, and Financials tab. If this proposal is being submitted via S2S, there is a link to navigate to the SF424 workspace. Here, the term “workspace” has nothing to do with the Grants.gov workspace.
Activity	A link in the left navigation bar that allows you to take an action for a proposal.
“Department Review: Response Pending from PI” email	Automated system generated email that is requesting clarifications from the PI.
Dashboard	The home screen when you log onto GRAMS. Location of the “My Inbox” and “My Reviews” tab. This screen also has a “Recently Viewed Items” bar.
My Inbox	A tab on the Dashboard with a list of your “to-do” items.
SmartForm	An online form that is completed by the PI for each proposal and budget. The SmartForm contains a series of questions with demographic and budgetary information for the submission. They are called “Smart” forms because they hide/show different questions based on how prior questions are answered.
S2S or System-to-System (aka: 424)	S2S refers to System-to-System functionality that directly submits Grants.gov applications from the GRAMS system to the federal sponsor.

2. Accessing the Funding Proposal

Your GCA Specialist will initiate a GRAMS Funding Proposal for you based on the information submitted in a GCS Request. If you have not yet submitted a [GCS Request Form](#) to GCA, you will need to submit your request and await a reply from your assigned GCA Specialist before moving forward. The below section will provide you an introduction to basic navigation of the GRAMS system and provide information on how to access your Funding Proposal that was initiated by your GCA Specialist.

When logged into GRAMS, you will be presented with your **Dashboard**. The Dashboard will show you a list of all Funding Proposals that you can take action on under the **My Inbox** tab. There is also an additional tab for My Reviews that will only contain the Funding Proposals needing your review and approval if you are an approver for other Funding Proposals.

Select on the Name of the Funding Proposal that you would like to begin completing.

The screenshot shows the GRAMS Dashboard for user Laurel Holdegraver. The navigation tabs include Dashboard, Agreements, Grants, IACUC, SF424 Center, ECC, and World. The 'My Inbox' and 'My Reviews' tabs are visible, with 'My Inbox' selected. Below the tabs, there is a 'Filter by' section with a dropdown menu set to 'ID' and a search input field. A table of funding proposals is displayed below the filter section. The first row of the table is highlighted with a red box, showing ID FP00000027, Name 'Please fill in', Date Created 7/30/2021 3:32 PM, Date Modified 8/2/2021 4:05 PM, and State Draft.

ID	Name	Date Created	Date Modified	State
FP00000027	Please fill in	7/30/2021 3:32 PM	8/2/2021 4:05 PM	Draft
FP00000019	Proposal	7/27/2021 4:19 PM	7/29/2021 9:31 AM	Draft

Alternatively, Funding Proposals may also be accessed from the Grants tab. This view lists all the proposals you have access too, not just those requiring action. Under the *UNT Proposals* tab you can locate your Funding Proposal by searching for the GFP ID# provided to you by your GCA Specialist.

it > Grants > Funding Proposal Components Properties Permissions

Funding Proposal

Search

Create Funding Proposal **UNT Proposals** Dallas Proposals HSC Proposals Draft Internal Review Sponsor Review Awarded ...

Filter by ID + Add Filter X Clear All

ID	Name	SmartForm State	PI	Primary Sponsor	Submission Type	Application Deadline	Submitting Department	
GFP0000030	Great Proposal	[Edit]	Department Review	[Redacted]	Cancer Prevention and Research Institute	Funding Submission	9/30/2021	Biological Sciences

You may also access draft Funding Proposals by searching under the *Draft* tab. You can access previously submitted Funding Proposals under the various status tabs, depending on its current status.

GRAMS GRANTS & RESEARCH ADMINISTRATION MANAGEMENT SUITE Hello, [Redacted]

Dashboard Agreements Grants IACUC SF424 Center ECC EIS WorkCenter

Funding Proposal Complex Projects Awards Reports Help Center

Grants > Funding Proposal

Funding Proposal Search

Create Funding Proposal **UNT Proposals** Dallas Proposals HSC Proposals **Draft** Internal Review Sponsor Review Awarded ...

Filter by ID + Add Filter X Clear All

ID	Name	SmartForm State	PI	Primary Sponsor	Submission Type	Application Deadline	Submitting Department	
GFP00000030	Sample 424 Proposal	[Edit]	Draft	[Redacted]	National Institutes of Health	Funding Submission	8/25/2021	Mechanical Engineering
FP00000022	20210728 Shea Test UNT Proposal	[Edit]	Awarded	[Redacted]	National Science Foundation	Funding Submission	9/1/2021	Mechanical Engineering

Once the appropriate Funding Proposal is selected, you will navigate to the Funding Proposal Workspace. In the workspace, you can see a summary of information about the Funding Proposal. We see that it is in Draft state and we can see exactly where it is in the workflow process.

Draft **PLEASE FILL IN** FP00000031 Funding Proposal

Next Steps

- Edit Funding Proposal
- Printer Version
- COI Disclosure Status
- Submit For Department Review
- Withdraw Proposal
- Manage Ancillary Reviews
- Create-Update SF424

Proposal Information		Budget Information	
PD/PI:	[Redacted]	Starting Date:	1/1/2022
Department:	Biological Sciences	Number of Periods:	3
Specialist:	[Redacted]	Total Direct:	\$1,100,172
Sponsors:	National Institutes of Health	Total Indirect:	\$354,460
Sponsor Submission Deadline:	8/25/2021	Total:	\$1,454,632

SF424 Link:

```

graph LR
    Draft --> DeptReview[Department Review]
    DeptReview --> SpecReview[Specialist Review]
    SpecReview --> SponsorReview[Sponsor Review]
    SponsorReview --> Complete
    DeptReview --> ClarReq1[Clarification Requested]
    ClarReq1 --> DeptReview
    SpecReview --> ClarReq2[Clarification Requested]
    ClarReq2 --> SpecReview
    SponsorReview --> ChangesReq[Changes Required]
    ChangesReq --> SponsorReview
  
```

Click on **Edit Funding Proposal** to view the Funding Proposal SmartForm and to complete your GRAMS funding record.
 Please note that depending upon the state of the proposal, this button may also display as “View Funding Proposal” and will display a view only version of the SmartForm.

Draft

PLEASE FILL IN

FP00000031 Funding Proposal

Next Steps

Edit Funding Proposal

Printer Version

- ☰ COI Disclosure Status
- ➔ Submit For Department Review
- ⬅ Withdraw Proposal
- 👤 Manage Ancillary Reviews
- 📄 Create-Update SF424

Proposal Information	Budget Information
PD/PI: ██████████	Starting Date: 1/1/2022
Department: Biological Sciences	Number of Periods: 3
Specialist: ██████████	Total Direct: \$1,100,172
Sponsors: National Institutes of Health	Total Indirect: \$354,460
Sponsor Submission Deadline: 8/25/2021	Total: \$1,454,632

SF424 Link:

```

    graph LR
      Draft([Draft]) --> Dept[Department Review]
      Dept --> Spec[Specialist Review]
      Spec --> Sponsor[Sponsor Review]
      Sponsor --> Complete([Complete])
      Dept --> CR1[Clarification Requested]
      CR1 --> Dept
      Spec --> CR2[Clarification Requested]
      CR2 --> Spec
      Sponsor --> CR3[Changes Required]
      CR3 --> Sponsor
  
```

3. Complete the Funding Proposal SmartForms

The assigned GCA Specialist will have completed some of the basic information in the Funding Proposal SmartForms on behalf of the Principal Investigator (PI) based on the information provided in the GCS Request Form. However, the PI will need to review the information and finalize the Funding Proposal. To navigate and complete the record, utilize the sections on the left side of the Draft Funding Proposal record.

Alternatively, you can verify and complete the information for each section by selecting “Continue” in the bottom right-hand side of your Funding Proposal. At any time that you would like to leave the SmartForm and return, select the “Save” button to record your progress. You can also “Exit” and return back to the Funding Proposal as needed.



GRAMS
GRANT & REVENUE ACCOUNTING MANAGEMENT SYSTEM

Hello ██████████

You Are Here: Proposal

Editing: FP00000019

General Proposal Information

1. **Type of application:** ?
 New
 a. Is this award being transferred from another institution?
 Yes No [Clear](#)
2. *** Short title of proposal:** ?
3. *** Long title of proposal:** ?
4. *** Program director / Principal investigator / Project lead / Fellow:**
 ██████████ ...
5. *** Select the direct sponsor:** ?
 National Institutes of Health ...
 a. If the direct sponsor is not listed, type their name here:

Exit
Save
Continue ➔

3.1 General Proposal Information – SmartForm

Most of the General Proposal Information section will have been completed by your GCA Specialist. Review for accuracy and enter a short and long title for your proposal.

3.1.1 Type of Application

1. **Type:** Review the type of application that your GCA Specialist has generated is accurate.

1. Type of application: ?

New

a. Is this award being transferred from another institution?

Yes No [Clear](#)

3.1.2 Short Title of the Proposal

2. **Short Title:** Enter a descriptive name for the proposal (50 character maximum). The short title identifies the proposal throughout the system, such as in the Inbox and Workspace. If this will be an S2S application, this will also be the application filing name.

2. * **Short title of proposal:** ?

Please fill in

3.1.3 Long Title of Proposal

3. **Long Title:** Enter the full title of the project (255 character maximum). If this will be an S2S application, the longtitle will be mapped to the appropriate places in the SF424 forms.

3. * **Long title of proposal:** ?

Please fill in

3.1.4 Program Director/Principal Investigator/Project Lead/Fellow:

4. **Principal Investigator:** The PI will already be entered based on the GCS Request Form submitted. If this needs to be updated, contact your GCA Specialist to alert them of the change in Lead PI.

4. * **Program director / Principal investigator / Project lead / Fellow:**

██████████ ... ✕

3.1.5 Select the Direct Sponsor:

5. **Direct Sponsor:** The Sponsor will already be entered based on the GCS Request Form submitted. If this needs to be updated, contact your GCA Specialist to alert them of the change. If the sponsor is not currently in the GRAMS System, a TBD sponsor may be listed temporarily while your GCA Specialist works to get the new sponsor vetted and added to the system.

If UNT will be a subaward, UNT's direct sponsor will be listed and then also the Prime Sponsor will be listed in section 5b.

5. * **Select the direct sponsor:** ?

University of Central Florida

a. If the direct sponsor is not listed, type their name here:

b. If this will be a flow-through, select prime sponsor:

National Science Foundation

3.1.6 Instrument Type:

6. **Instrument Type:** Your GCA Specialist will have already completed this for you. Review the instrument type to ensure accuracy.

6. **Instrument type:**

- Grant
 - Contract
 - Cooperative Agreement
 - Clinical Trial
 - Gift
 - Other
- [Clear](#)

3.1.7 Primary Purpose:

7. **Primary Purpose:** The Primary Purpose will already be entered based on the GCS Request Form submitted. Review for accuracy. If this needs to be updated, contact your GCA Specialist to alert them of the change. A change to this field affects the IDC Rate that is used in the Budget SmartForm.

a. **Type of Research (only available if Research is chosen as Primary purpose):** The Type of Research will already be entered based on the GCS Request Form submitted. Review for accuracy.

7. * **Primary purpose of this project:** ?

- Research
 - Instruction
 - Training / Fellowship
 - Public Service
 - Other Sponsored Programs
- [Clear](#)

a. * **Type of research:** ?

- Applied
 - Basic
 - Clinical
 - Other
 - Developmental
- [Clear](#)

3.1.8 Expected Start Date:

8. **Start Date:** Your GCA Specialist will have already entered this based on your GCS Request Form. Review for accuracy and update as needed. The date completed here will auto-populate into your Budget SmartForm.

8. * Expected start date: ?

11/16/2021



3.1.9 Identify Type of Research:

Note: this question is only available if Research-Applied, Research-Basic, or Research-Developmental is selected in Question 7/7a.

9. **Identify type of Applied, Basic or Developmental research:** The Type of Research will already be entered based on the GCS Request Form submitted. Review for accuracy.

9. * Identify type of Applied, Basic or Developmental research?

- Medical
 - Biological
 - Other
- [Clear](#)

3.2 Personnel – SmartForm

3.2.1 Program Director/Principal Investigator/Project lead/Fellow:

1. **Principal Investigator:** The PI entered in the GCS request will be listed here.
 - a. **Mentor:** Leave this field blank. UNT will not standardly use this field.
 - b. **Biosketch:** If this is a System-to-system (S2S) submission, a Biosketch uploaded to this field will automatically be mapped to your 424 application when the Create/Update 424 activity is performed. *It is not a requirement that a Biosketch be uploaded here, however, for S2S submissions it is recommended to include the Biosketch in this field to ensure proper mapping.*
 - c. **Other Support:** If this is a System-to-system (S2S) submission, an Other Support file uploaded to this field will automatically be mapped to your 424 application when the Create/Update 424 activity is performed. *It is not a requirement that an Other Support file be uploaded here, however, for S2S submissions it is recommended to include the Other Support in this field to ensure proper mapping.*

The screenshot shows the GRAMS (Grants & Research Administration Management Suite) interface. The top header includes the UNT logo and the text 'GRAMS GRANTS & RESEARCH ADMINISTRATION MANAGEMENT SUITE'. Below the header, there are navigation tabs for 'Validate' and 'Compare'. The main content area is titled 'You Are Here: Please fill in' and 'Editing: FP00000027'. The left sidebar contains a menu with options: 'General Proposal Information', 'Personnel' (highlighted in orange), 'Submission Information', 'Budget Periods and Key Dates', 'Intellectual Property', 'Compliance Review', 'Additional Proposal Information', and 'Completion Instructions'. The main content area under 'Personnel' shows a question: '1. Program director / Principal investigator / Project lead / Fellow:'. Below this question, there are three sub-questions: 'a. If this is a fellowship, select the mentor:' with a dropdown menu; 'b. Biosketch:' with a '[None]' button and an 'Upload' button; and 'c. Other support:' with a '[None]' button and an 'Upload' button. A red box highlights the 'Biosketch' and 'Other support' options.

3.2.2 Responsible Department/Division/Institute:

2. **Responsible department/division/institute:** This field will default to the Lead PI's home department based on the PI identified on the General Proposal Information SmartForm.

2. * Responsible department / division / institute: ?

Chemistry ... x

3.2.3 Project Personnel:

3. a. Institutional Project Personnel: UNT Personnel on the project should be listed here. All PIs, Co-PIs, Co-Investigators must be listed and identified with the appropriate Role. Additional institutional personnel may also be listed if known, however, it is not required to list additional personnel that are not named in the proposal (e.g., Graduate students who may not be determined yet). Note that personnel added here will be available for selection when developing the proposal budget and will have salary information automatically available for input into the Budget SmartForm. *It is recommended that any named UNT Personnel that are intended to be included in the budget should be entered here so their salary data can be easily imported into the budget instead of needing to be manually input.*

Click the Add button to add personnel. If you indicated Co-PIs/Co-Investigators in your GCS Request, you will see these individuals have already been added by your GCA Specialist.

3. Project personnel:

a. Add other institutional key, non-key or other significant contributor personnel:

Last Name	First Name	Key	Role
[Redacted]	[Redacted]	yes	Co-Investigator

Enter the person's information in the slide-in window.

1. **Staff Member:** Search and select personnel. All UNT Persons with a job record should be able to be located and added, as needed

1. * Staff member:

2. **Project Role:** Select appropriate project role based on sponsor guidelines and the chart below. Contact your GCS if you are unsure on which role to select.

2. * Project role:

Project Role	Notes
Co-Investigator	Use for co-investigators on NIH or NASA proposals, as appropriate.
Consultant	Do not use.
Co-PD/PI	Use for Co-PIs.
Faculty	Use if appropriate. May be used for contributor that is not being named in another Project Role.
Graduate Student	Use only if the graduate student is named on the proposal.
Other Professional	Use as appropriate. May be used for professional specialist or other contributors that do not fit into another Project Role.
Post Doctoral	Use general Post Doctoral role for all post docs.
Post Doctoral Associate	Do not use.
Post Doctoral Scholar	Do not use.
Technician	Use for technicians.
Undergraduate Student	Use only if the undergraduate student is named on proposal.
Secretarial/Clerical	Use for administrative personnel.
PD/PI	Use for multi-PI awards, such as for NIH where Co-PI designation is not used. Should be used for all other PI's not listed on Personnel question 1.

Other (Specify) Not standardly used. Only use if not captured in the categories above.

3. **This individual is considered an investigator for FCOI disclosure purposes:** This will always be marked 'yes' in the instance of PI, Co-PIs, and Co-Investigators.

3. * **This individual is considered an investigator for FCOI disclosure purposes:**
 Yes No [Clear](#)

4. **Biosketch:** If this is a System-to-system (S2S) submission, a Biosketch uploaded to this field will automatically be mapped to your 424 application if the individual is identified as Senior/Key Personnel or Other Significant Contributor in question 6 below. *It is not a requirement that a Biosketch be uploaded here, however, for S2S submissions it is recommended to include the Biosketch in this field to ensure proper mapping.*

4. **Attach a biographical sketch:**
[None]

5. **Current and Pending Support:** If this is a System-to-system (S2S) submission, an Other Support file uploaded to this field will automatically be mapped to your 424 application if the individual is identified as Senior/Key Personnel or Other Significant Contributor in question 6 below. *It is not a requirement that an Other Support file be uploaded here, however, for S2S submissions it is recommended to include the Other Support in this field to ensure proper mapping.*

5. **Attach current and pending support documentation:**
[None]

6. **Individual is:** Select if the person is Senior/Key personnel, Other Significant Contributor, or Other Personnel.

- **Senior/Key Personnel:** As determined by the RFP and sponsor guidance
 - **Other Significant Contributor:** NIH term referring to individuals who have committed to contribute to the scientific development or execution of a project but are not committing measurable effort to the project.
 - **Other Personnel:** Additional personnel on the project who are not key. May include graduate students, secretarial/clerical, other professionals, etc.
6. * **This individual is a:**
- Senior / key person on the proposal
 - Other significant contributor on the proposal
 - Other personnel

2. **b. Non-Institutional Project Personnel:** If this is a S2S submission, non-UNT personnel (i.e.: PIs/Co-PIs of subawards; Other non-UNT Key Personnel) can be included in this section. If they are included in this section *and* identified as Senior/Key Personnel or Other Significant Contributor, this information will automatically map to your 424 application when the 424 Update activity is completed. If Senior/Key Personnel are not added in this section, they will need to be entered directly into the RR Key Personnel page of the 424 application instead.

If this is not a S2S submission, non-UNT personnel do not need to be included in this section. This field is optional and not required to be used.

b. Add non-institutional key personnel: ?

Last Name	First Name	Key	Role
There are no items to display			

3.2.4 Administrative Personnel:

4. Review this section and add additional personnel as needed. Your GCA Specialist will have added

standard departmental and/or college administrators (i.e: Proposal Managers) based on the Lead PI's departmental unit. You may add additional individuals that have edit/view rights to your Funding Proposal. Clicking on the blue question mark icon will open a Help Text bubble for assistance determining appropriate roles/rights.

4. Administrative personnel:

a. Administrative contact: ?
 ... ✕

b. Select team members that have edit rights: ?

Last Name	First Name
██████████	██████████

 ✕

c. Select team members that have read-only rights: ?

Last Name	First Name
There are no items to display	

3.2.5 Secondary Department/Institute/Center Affiliation

5. The assigned GCA Specialist will have completed this based on information in the GCS Request. Review the information populated is correct. Add any additional affiliations as needed by clicking on the ellipsis button.

5. Secondary Department / Institute / Center affiliation:

Department Name	Institution
Advanced Environmental Rsrch	University of North Texas

 ✕

3.2.6 Select in which location/lab work will be conducted:

6. Review the information populated is correct or select the ellipsis button to select the Primary Lab/Location where the work will be performed.

6. * Select in which location / lab work will be conducted:

ADMN 160AA ... ✕

3.3 Submission Information – SmartForm

The Submission Information SmartForm will have been completed by your GCA Specialist. Review for accuracy. If information on this page changes or needs to be updated, alert your GCA Specialist immediately.

The questions on this SmartForm vary based on the type of Sponsor selected. Below is an example of the questions available on this page for a direct Federal Sponsor.

Federal Sponsor – Submission Information SmartForm:


- 1. Submission Type:** Defaults based on sponsor information
 - 2. Direct Sponsor:** Defaults based on sponsor entered in General Proposal Information.
 - 3. Will this application be submitted system-to-system?** Your GCA Specialist will have selected the appropriate option.
- Submission Information**

1. Submission type: ?
Federal

2. Direct sponsor: ?
National Science Foundation

3. * Will this application be submitted system-to-system?
 Yes No [Clear](#)

If the application is being submitted system-to-system to grants.gov, the opportunity will be selected in section 4. If the application is not being submitted system-to-system, the opportunity information will be listed in the subsections 4a-c and the solicitation/RFP will be uploaded as an attachment.

4. Type a package ID, opportunity ID, or CFDA number, and click Find. 

Package ID:

Opportunity ID (PA or RFA number):

CFDA number:

Competition ID:

No Funding Opportunity Announcements were selected.

If the desired opportunity is not listed above, type its ID and title below:

a. Package ID:

b. Opportunity ID:

c. Opportunity title:

5. NIH grant type (if applicable):

...

6. Add any general submission documents:

Name	Version
There are no items to display	

3.4. Funding Opportunity Announcement – Smart Form (only applicable for applications being submitted system-to-system)

The Funding Opportunity Announcement (FOA) SmartForm will appear if you are submitting a proposal to grants.gov using GRAMS system-to-system functionality. No action needs to be taken regarding this SmartForm page. It will display information related to the FOA identified on the Submission Information page and will verify that all the required forms are supported by the GRAMS system.

3.5 Budget Periods and Key Dates – SmartForm

The assigned GCA Specialist will have completed this section for you based on information in the GCS Request submitted to GCA. Review budgetary information entered by GCA for accuracy. Budget periods can be added or removed as appropriate in question number 7 by selecting **Add Period** or **Remove Period**. The periods may also be updated for unique budget periods by selecting **Update Periods** and manually updating the number of months for each budget period.

Note: If a Modular Budget is being submitted and Yes is chosen for question 6, the GRAMS Budget that is generated will automatically round up to the nearest \$25k increment (i.e.: \$200k, \$225k) if the drafted budget does not exactly total a \$25k direct cost increment. At award time, the budget will need to be reconciled to allocate the offset funds.

- General Proposal Information
- Personnel
- Submission Information
- Budget Periods and Key Dates
- Intellectual Property
- Compliance Review
- Additional Proposal Information
- Completion Instructions

Budget Periods and Key Dates

1. * Sponsor submission deadline:
2. Date response expected from sponsor:
3. Date project starts: 11/16/2021
4. Date project ends: 11/15/2026
5. Project length (years): 5
6. * Modular budget?
 Yes No [Clear](#)
7.

Budget periods:

Period Number	Name	Duration (Months)	Start Date	End Date
1	Period 1	12	11/16/2021	11/15/2022
2	Period 2	12	11/16/2022	11/15/2023
3	Period 3	12	11/16/2023	11/15/2024
4	Period 4	12	11/16/2024	11/15/2025
5	Period 5	12	11/16/2025	11/15/2026

3.6 Intellectual Property – SmartForm

Complete each question in the Intellectual Property SmartForm. If you have questions regarding completion of this page, please reach out to Research Commercial Agreements (RCA) at ResearchContracts@unt.edu to discuss any questions concerning Intellectual Property or the questions below.

Select **Save** to save your progress or **Continue** to check the page for completeness, save, and move to the next SmartForm page.

Validate Compare

You Are Here: Please fill in

Go to forms menu Print Help

Editing: FP00000027

Intellectual Property

1. * Have you disclosed any of this research to the Technology Transfer Office (TTO)?
 Yes No [Clear](#)
2. * Does the research in this proposal involve any filed or issued patents?
 Yes No [Clear](#)
3. * Do you expect to have any new intellectual property developed from this proposal?
 Yes No [Clear](#)
4. * Will this research use any materials obtained from a third party under a transfer agreement granting ownership rights in inventions and/or data out of the use of the material?
 Yes No [Clear](#)
5. * Will this research use any material, patented or otherwise, which is owned by the institution and licensed to a commercial entity?
 Yes No [Clear](#)
6. * Is this proposal an SBIR (Small Business Innovative Research Program)?
 Yes No [Clear](#)
7. * Is this proposal an STTR (Small Business Technology Transfer Program)?
 Yes No [Clear](#)

Exit
Save
Continue

3.7 Compliance Review – SmartForm

Complete all the compliance review questions as required. If submitting a system-to-system (S2S) application, some answers (i.e.: Human Subjects (IRB); Laboratory Animals (IACUC)) may map directly to your S2S application to help

prevent duplicate data entry. If you have questions regarding completion of this page, please reach out to Research Integrity and Compliance (RIC) at ORIC@unt.edu.

Select **Save** to save your progress or **Continue** to check the page for completeness, save, and move to the next SmartForm page.

GRAMS
GRANTS & RESEARCH ADMINISTRATION
MANAGEMENT SUITE

Hello, Laurel Holdegraver ▾

Validate Compare

You Are Here: Please fill in

Editing: FP00000027

Go to forms menu Print Help

Compliance Review

- * Human subjects involved in this project:**
 Yes No [Clear](#)
- * Laboratory animals involved in this project:**
 Yes No [Clear](#)
- * Recombinant DNA involved in this project:**
 Yes No [Clear](#)
- * Hazardous materials involved in this project:**
 Yes No [Clear](#)
- * Radioactive materials or radiation producing machines (x-ray or lasers) involved in this project:**
 Yes No [Clear](#)
- * Radioisotopes involved in this project:**
 Yes No [Clear](#)
- * Human embryonic stem cells involved in this project:** ⓘ
 Yes No [Clear](#)
- * Export control involved in this project:**
 Yes No [Clear](#)

Exit Save Continue

3.8 Additional Proposal Information – SmartForm

1. Applicant Institution: This will default to UNT. If you are submitting a system-to-system application, this information will automatically map to your 424 application as the Primary Performance Site.

1. * Applicant institution: ⓘ

University of North Texas ... ⓘ

a. Select additional project or performance locations:

...

Name

There are no items to display

2. Will there be Program Income? Answer yes or no as appropriate for your application.

2. Will there be program income? ⓘ

Yes No [Clear](#)

3. Select resources required for this proposal: Select if any of the listed items are applicable to this proposal submission. Upload supporting documentation such as an approval of the resources being used or requested.

3. Select resources required for this proposal:

- Expanded utility services (e.g. fume hoods, air conditioning)
- Purchase or installation of major equipment
- Renovation, alteration, or unassigned lab space
- IT Resources (e.g. new applications, databases, or hardware)
- Course buyout
- Using facilities or space outside of the proposed department

a. * Attach one document explaining all resource requirements:

[None]


4. Abstract: Include text of an abstract of the proposed project.

a. **Give Permission to make abstract publicly available:** Select Yes or No for giving permission to make your abstract publicly available. All abstracts will be made available unless it contains Proprietary information. *If you select No, you must select a reason the abstract cannot be made public and should contact UNT's Research Commercial Agreements (RCA), ResearchContracts@unt.edu, if you have not already done so.*

4. * Abstract: ?

The abstract should be plainly written and in sufficient detail to summarize:

- the purpose(s) or problem(s)
- the hypothesis(es) or objective(s)
- the method(s) of the project(s)



a. * I give permission to make this abstract publicly accessible:

Yes No [Clear](#)

5. Keywords: UNT does not use this field. Do not complete. Only UNTHSC uses this field.

6. Allocation of Credit: Click on the **Add** or **Update** buttons to adjust the Allocation of Credit split amongst all PIs/Co-PIs/Co-Investigators listed in the Personnel section of your Funding Proposal. The Allocation of Credit entered is used for Reporting purposes to determine the % recognition amounts for the PIs/Co-PIs/Co-Is as well as their corresponding department and college. Allocation of Credit also determines the F&A Distribution amongst the team and their associated depts/colleges. The Allocation of Credit should total to 100%.

In the case with faculty with joint appointments, the faculty member should be listed twice, and the Allocation of Credit should be split proportionally between the two department appointments as appropriate.

6. * Enter allocation of credit: ?

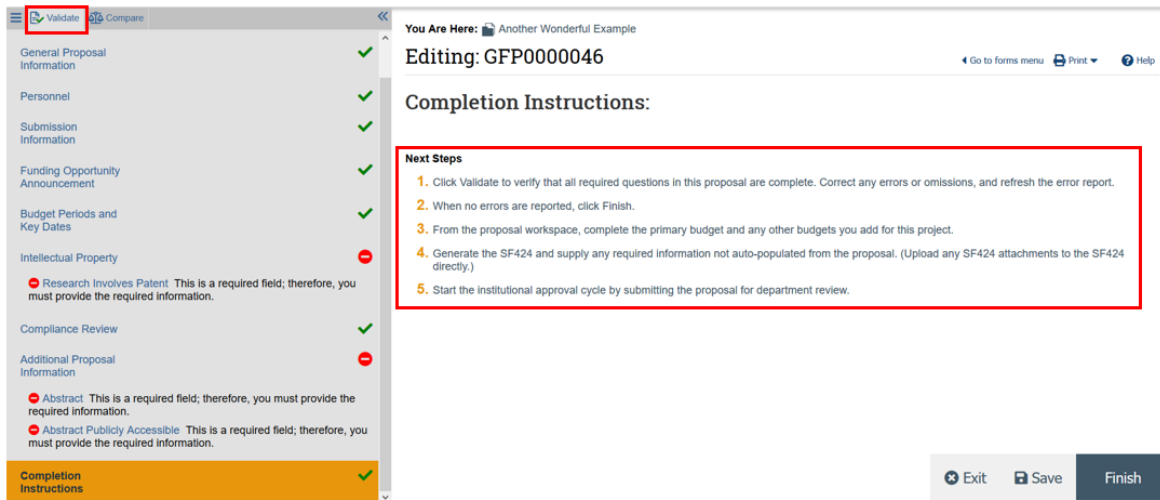
+ Add			
Name	Allocation	Department	Percentage
<input type="button" value="Update"/>	██████████	Biological Sciences	50
<input type="button" value="Update"/>	██████████	Mechanical Engineering	40
<input type="button" value="Update"/>	██████████	Electrical Engineering	10

Select **Save** to save your progress or **Continue** to check the page for completeness, save, and move to the next SmartForm page.

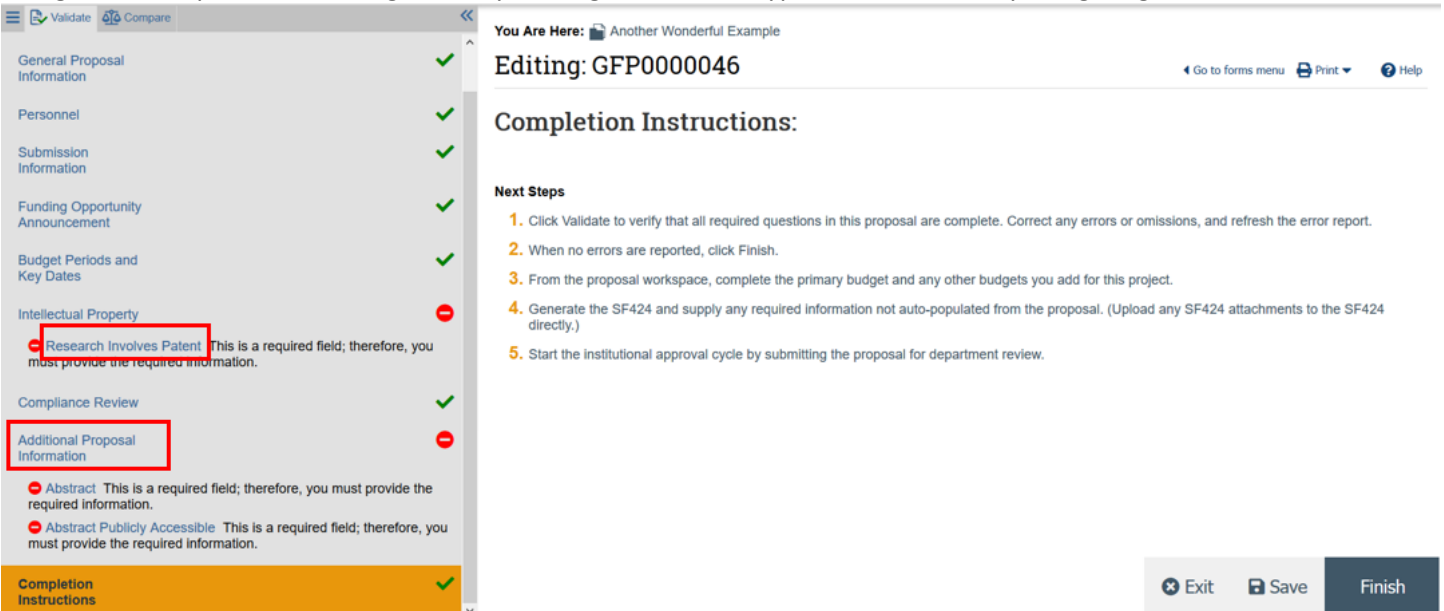
3.9 Completion Instructions – SmartForm

Once each section of the Funding Proposal is complete, you will be directed to the “Completion Instructions” Page or can navigate to the Completion Instructions Page manually to guide you through any information that may be missing in the Funding Proposal SmartForms.

Click on “Validate” to ensure that the Funding Proposal is complete. Any items that require completion will be noted along with a short description of the item.



Navigate to complete the missing items by clicking on the blue hyperlinked item or by navigating to the section noted.



You can select Validate again or select the Refresh icon to ensure all errors are cleared. Once all sections are validated and complete. Select Finish to navigate back to the Funding Proposal workspace.

Completion Instructions:

Next Steps

1. Click Validate to verify that all required questions in this proposal are complete. Correct any errors or omissions, and refresh the error report.
2. When no errors are reported, click Finish.
3. From the proposal workspace, complete the primary budget and any other budgets you add for this project.
4. Generate the SF424 and supply any required information not auto-populated from the proposal. (Upload any SF424 attachments to the SF424 directly.)
5. Start the institutional approval cycle by submitting the proposal for department review.

4. Uploading Attachments

Once you have navigated back to the Funding Proposal Workspace use the **Add Attachments** activity to add proposal documents. The documents needing to be uploaded can vary from submission to submission. For example, for a National Science Foundation (NSF) submission, a PDF printout of your FastLane/Research.gov proposal would need to be uploaded. For another example, for a subaward submission for an NIH proposal, the typical documents that would need to be uploaded would be: SOW; NIH Biosketch; Facilities document; Equipment document; any other document required by the sponsor/solicitation.

Note: Budget Justification and documents related to a outgoing Subaward are uploaded when completing the Budget SmartForm (see Section 4 below).

Note: If this is a System-to-System submission, there may only be a few, if any, documents to upload in this area since application documents will *need to be uploaded directly to your 424 application instead* (see Section 5 below).

Proposal Information

PD/PI:	[REDACTED]
Department:	Biological Sciences
Specialist:	[REDACTED]
Sponsors:	University of North Texas Health Science
Sponsor Submission Deadline:	9/15/2021

Budget Information

Starting Date:	6/1/2022
Number of Periods:	5
Total Direct:	\$0
Total Indirect:	\$0
Total:	\$0

Workflow Diagram:

```

graph LR
    Draft([Draft]) --> DeptReview([Department Review])
    DeptReview --> SpecReview([Specialist Review])
    SpecReview --> SponsorReview([Sponsor Review])
    SponsorReview --> Complete([Complete])
    DeptReview --> ClarReq1([Clarification Requested])
    ClarReq1 --> DeptReview
    SpecReview --> ClarReq2([Clarification Requested])
    ClarReq2 --> SpecReview
    SponsorReview --> ChangesReq([Changes Required])
    ChangesReq --> SponsorReview
  
```

Working Budgets

Budgets	SF424 Summary	History	Reviewers	Attachments	Financials	Reviewer Notes	Related Projects	...
---------	---------------	---------	-----------	-------------	------------	----------------	------------------	-----

Once Add Attachments is selected, a pop-up window will appear. Use the drag-and-drop functionality to add the documents or select **Add** to add the needed documents. Select **Choose File** to select the file you would like to upload and provide a title for the document if you would like. Once selected, select **OK** or **OK and Add Another** if more documents are needing to be uploaded.

Add Attachments

1. Add attachments:

+ Add

Name

There are no items to display

Submit a Document Help

Title:

If not provided, the name of the file will be used

* File: **Choose File**

Show Advanced Options

* Required **OK** **OK and Add Another** Cancel

Once all documents are uploaded you will be able to locate and access the attachments under the Attachments tab of the Funding Proposal workspace. Any documents uploaded to any of the fields in the Funding Proposal SmartForms will also be viewable/accessible from this tab.

Budgets SF424 Summary History Reviewers **Attachments** Financials Reviewer Notes Related Projects

Name

Equipment_UNT_John Doe.pdf

Facilities_UNT_John Doe.pdf

RFP

Scope of Work

Vendor Quote - Microscope

If revised documents need to be uploaded you can select the **Add Attachments** activity again and select the ellipsis icon to Download, Delete, or Upload a Revised Version of a particular document. If a revised version is uploaded, the number identified after the file name indicates the version number.

Add Attachments

1. Add attachments:

+ Add Drag and drop files to upload

Name

Equipment_UNT_John Doe.pdf(0.01) ...

Facilities_UNT_John Doe.pdf(0.01)

RFP(0.01)

Scope of Work(0.02)

Download Copy

Upload Revision

Delete

5. Completing the Budget

Once you have navigated back to the Funding Proposal Workspace you can navigate to the Budget SmartForm to create your Budget. Please refer to the GRAMS Budget Development Guide for detailed instructions on completing the Budget SmartForm.

Draft GFP0000046 Funding Proposal

Another Wonderful Example

Next Steps

- Edit Funding Proposal
- Printer Version
- COI Disclosure Status
- Submit For Department Review
- Withdraw Proposal
- Manage Ancillary Reviews
- Create-Update SF424
- Manage Relationships
- Manage Tags
- Create Agreement
- Add Attachments
- Copy
- Create Additional Budget

Proposal Information		Budget Information	
PD/PI:	██████████	Starting Date:	4/1/2022
Department:	Biological Sciences	Number of Periods:	5
Specialist:	██████████	Total Direct:	\$0
Sponsors:	National Institutes of Health	Total Indirect:	\$0
Sponsor Submission Deadline:	10/5/2021	Total:	\$0
SF424 Link:	SF-4240000009		

```

graph LR
    Draft([Draft]) --> Dept[Department Review]
    Dept --> Spec[Specialist Review]
    Spec --> Sponsor[Sponsor Review]
    Sponsor --> Complete([Complete])
    Dept --> Clar1[Clarification Requested]
    Spec --> Clar2[Clarification Requested]
    Sponsor --> Changes[Changes Required]
    Clar1 --> Dept
    Clar2 --> Spec
    Changes --> Sponsor
          
```

Budgets	SF424 Summary	History	Reviewers	Attachments	Financials	Reviewer Notes	Related Projects	...
Working Budgets								
Name	SmartForm	Date Modified	State	Funding Source	Total	In Financials?		
National Institutes of Health	[Edit]	8/21/2021 12:39 PM	Draft	Federal	\$0	yes		

6. Completing the S2S Application (if applicable)

Once you have navigated back to the Funding Proposal workspace you can navigate to the SF424 Link to complete your 424 application. Please refer to the GRAMS System-to-System (S2S) Guide for detailed instructions on completing the 424 application, if submitting to grants.gov using the GRAMS S2S capability.

Please ensure your S2S application is complete, contains all needed attachments, and is error free. As a reminder, only a near-final draft narrative (i.e., Research Strategy) is needed for internal routing purposes, but all other documents should be finalized.

Draft GFP0000046 Funding Proposal

Another Wonderful Example

Next Steps

- Edit Funding Proposal
- Printer Version
- COI Disclosure Status
- Submit For Department Review
- Withdraw Proposal
- Manage Ancillary Reviews
- Create-Update SF424
- Manage Relationships
- Manage Tags
- Create Agreement
- Add Attachments
- Copy
- Create Additional Budget

Proposal Information		Budget Information	
PD/PI:	██████████	Starting Date:	4/1/2022
Department:	Biological Sciences	Number of Periods:	5
Specialist:	██████████	Total Direct:	\$0
Sponsors:	National Institutes of Health	Total Indirect:	\$0
Sponsor Submission Deadline:	10/5/2021	Total:	\$0
SF424 Link:	SF-4240000009		

```

graph LR
    Draft([Draft]) --> Dept[Department Review]
    Dept --> Spec[Specialist Review]
    Spec --> Sponsor[Sponsor Review]
    Sponsor --> Complete([Complete])
    Dept --> Clar1[Clarification Requested]
    Spec --> Clar2[Clarification Requested]
    Sponsor --> Changes[Changes Required]
    Clar1 --> Dept
    Clar2 --> Spec
    Changes --> Sponsor
          
```

Budgets	SF424 Summary	History	Reviewers	Attachments	Financials	Reviewer Notes	Related Projects	...
Working Budgets								
Name	SmartForm	Date Modified	State	Funding Source	Total	In Financials?		
National Institutes of Health	[Edit]	8/21/2021 12:39 PM	Draft	Federal	\$0	yes		

7. Submit for Department Review

7.1 When to Submit for Review

Once your Funding Proposal is complete and validated, Budget is Finalized, Attachments Uploaded, and 424 application complete and error-free (if applicable), you will be ready to **Submit for Department Review**. This should be done well before the GCA Internal deadline to allow ample time for your Department Reviewers (i.e., department and college) to review your proposal, get any clarifications needed, and approve your Funding Proposal.

Department Review should be finalized, and the Funding Proposal should be in the *Specialist Review* state by the internal deadline specified by your GCA Specialist. All departments and colleges have different lead times needed for reviewing and approving, so check with your department and college to determine if they have a designated lead time required for approving your Funding Proposal.

7.2 How to Submit for Review

7.2.1 Submit for Department Review

Navigate to the Funding Proposal Workspace when you are ready to Submit for Department Review. Select the **Submit for Department Review** activity from the left side column of activities.

The screenshot shows the 'Draft' state of a funding proposal. On the left is a sidebar with 'Next Steps' including 'Submit For Department Review' (highlighted with a red box). The main area displays 'Another Wonderful Example' with proposal and budget information. A workflow diagram shows the process from Draft to Complete, with loops for 'Clarification Requested' and 'Changes Required'. Below the diagram is a 'Working Budgets' table.

Proposal Information		Budget Information	
PD/PI:	[REDACTED]	Starting Date:	4/1/2022
Department:	Biological Sciences	Number of Periods:	5
Specialist:	[REDACTED]	Total Direct:	\$1,110,459
Sponsors:	National Institutes of Health	Total Indirect:	\$538,574
Sponsor Submission Deadline:	10/5/2021	Total:	\$1,649,033
SF424 Link:	SF-42400000009		

Working Budgets							
Name	SmartForm	Date Modified	State	Funding Source	Total	In Financials?	
National Institutes of Health	[Edit]	8/21/2021 2:24 PM	Draft	Federal	\$1,649,033	yes	

7.2.2 Fix any Errors or Warnings

If a Required Field is missing in the Funding Proposal, you will receive a pop-up window with an error message that will alert you to the missing field. You can use the “Jump To” link generated to go to this field and enter the requested data.

Once the errors are fixed you can return to the step above and select the Submit for Department Review activity again.

The screenshot shows an 'Error/Warning Messages' pop-up window with a 'Refresh' button.

The screenshot shows a message pop-up window. The message text is: "This is a required field; therefore, you must provide the required information." The 'Jump To' link is "Additional Proposal Information" (highlighted with a red box). There is also a 'Close' button.

7.2.3 Certify/Approve PI Endorsement

The Submit for Department Review pop-up window will include a summary of any ancillary reviews. A warning message will appear if there are outstanding ancillary reviews. Ancillary Reviews that are required will need to be complete prior to the proposal being submitted but will not prevent the Funding Proposal from being routed for Department Review. Once the Funding Proposal is submitted for review the PI and

any associated Administrative Contact/Editors listed in the Funding Proposal will not be able to edit the Funding Proposal or the Budget but will still be able to edit the 424 application to be able to upload the final narrative (i.e., Research Strategy).

If you are the PI of the submission, select the first option confirming that you approve the certification statement on the page and select **OK** to Submit the Funding Proposal for review.

If you are a member of the Proposal Team and acquiring the PIs signature for endorsement, select the second option on the page and select **OK** to Submit the Funding Proposal for review. Please note, it is this individual’s responsibility to ensure they have obtained the PI’s signature for endorsement.

Submit For Department Review

Warning: outstanding required ancillary reviews exist for this project

Ancillary Review

Review Type	Person	Organization	Required	Completed	Accepted
Compliance Review	[Redacted]		yes	no	

Endorsements

I will abide by applicable sponsor and Institution regulations in the conduct of the program, including provision of timely reporting per terms of the award. For multi-year awards with automatic renewals (no interim progress reporting required), this form will serve the term of the award.

PRINCIPAL INVESTIGATOR/PROGRAM DIRECTOR ASSURANCE: I certify that the statements herein are true, complete and accurate to the best of my knowledge. I am aware that any false, fictitious, or fraudulent statements or claims may subject me to criminal, civil, or administrative penalties. I agree to accept responsibility for the scientific conduct of the project and to provide the required progress reports if a grant is awarded as a result of this application.

One of the following options must be selected:

1. As PI/PD for this submission, I approve the above endorsements:

2. As a member of this proposal team, I will obtain the PI/PD's signature for the endorsements:

OK Cancel

Department Review

Next Steps

- Edit Funding Proposal
- Printer Version
- COI Disclosure Status
- Request Changes
- Manage Ancillary Reviews
- Manage Relationships
- Manage Tags
- Create Agreement
- Add Attachments
- Copy
- Export Budget
- Send Email
- Assign Specialist
- Manage Guest List
- Add Comment
- Central Office Updates

Another Wonderful Example

Proposal Information

PDI#: [Redacted]

Department: Biological Sciences

Specialist: [Redacted]

Sponsors: National Institutes of Health

Sponsor Submission Deadline: 10/5/2021

SF424 Link: SF-4240000009

Budget Information

Starting Date:	4/1/2022
Number of Periods:	5
Total Direct:	\$1,110,459
Total Indirect:	\$538,574
Total:	\$1,649,033

Budgets SF424 Summary History **Reviewers** Attachments Financials Reviewer Notes Related Projects Change Log

Contacts

Name	Organization	Phone	Email
[Redacted]	Grants & Contracts Admin Biological Sciences		nobody@unt.edu nobody@unt.edu

Reviewers

The following people will review this proposal and provide organizational approval

Current Step: 1

Approval Step 1

[Redacted]

Approval Step 2

[Redacted]

Ancillary Review

Review Type	Person	Organization	Required	Completed	Accepted
Compliance Review	[Redacted]		yes	no	

The 1st Department Reviewer (typically the Chair of the Lead PI’s Department) will receive a notification email from GRAMS and the Funding Proposal will also appear in their GRAMS Dashboard Inbox for their review.

Once the 1st Department Reviewer approves, the Funding Proposal will be routed to the 2nd Department Reviewer for review and approval in the same fashion. In most instances there will be 2 Department reviewers (Department and College) for a PI, but for some units on campus there may only be 1 tier of Department Review before the Funding Proposal is routed to Specialist Review.

Once your 2nd Department Reviewer approves, your Funding Proposal will be routed to your GCA Specialist for them to be able to start reviewing your completed Funding Proposal.

7.3 Responding to Requests for Clarifications

At either stage of the Department Review or at the Specialist Review, the Reviewer can create Reviewer Notes in the Funding Proposal and Request Changes or Clarifications from the PI within the GRAMS System. If one of the reviewers Requests Changes in the GRAMS system, the PI, Administrative Contact, and any Editors included in the Funding Proposal will receive an email from DoNotReply-GRAMS-Grants@untsystem.edu that alerts them that changes have been requested.

You will notice that the status of the Funding Proposal changes to “Department Review: Response Pending from PI” and to the “Clarification Requested” bubble of the workflow chart.

Please Note: The PI will need to address any clarifications requested and Re-Submit for Approval before the Funding Proposal can move forward for further review.

Department Review:
Response Pending
from PI

Example Proposal

GFP0000034 Funding Proposal

Proposal Information	Budget Information
PD/PI: ██████████	Starting Date: 1/1/2022
Department: Biological Sciences	Number of Periods: 3
Specialist: ██████████	Total Direct: \$225,596
Sponsors: National Science Foundation	Total Indirect: \$109,415
Sponsor Submission Deadline: 8/31/2021	Total: \$335,011

SF424 Link:

```

    graph LR
      Draft --> DeptReview[Department Review]
      DeptReview --> SpecialistReview[Specialist Review]
      SpecialistReview --> SponsorReview[Sponsor Review]
      SponsorReview --> Complete[Complete]
      DeptReview --> CR1[Clarification Requested]
      CR1 --> DeptReview
      SpecialistReview --> CR2[Clarification Requested]
      CR2 --> SpecialistReview
      SponsorReview --> CR3[Changes Required]
      CR3 --> SponsorReview
  
```

Next Steps

- [View Funding Proposal](#)
- [Printer Version](#)
- [COI Disclosure Status](#)
- [Manage Tags](#)
- [Add Attachments](#)
- [Copy](#)

7.3.1 Receiving a Request for Clarifications

If one of the Reviewers Requests Clarifications, the PI, Administrative Contact, and any Editors will receive an automated email from DoNotReply-GRAMS-Grants@untsystem.edu that alerts them that changes have been requested. The subject heading of the email will be “Reviewer Requests Changes from PI”. The Funding Proposal can be accessed by selecting the link in the email.

[EXT] GFP0000046: Reviewer Requests Changes from PI

DoNotReply-GRAMS-Grants@untsystem.edu
To: [Redacted]

Reply Reply All Forward Sun 8/22/2021 6:25 AM

To: [Redacted]
Link: GFP0000046
PI: [Redacted]
Title: Another Wonderful Example

Questions or changes have been identified through the review process that requires your attention. Click the link above to review the funding proposal, respond to reviewer questions and make any requested changes.

Contact the reviewer with any questions.

Alternatively, the Funding Proposal will have returned to the PI's "My Inbox" section of the GRAMS Dashboard and can be accessed by selecting on the Funding Proposal Name. Note the new State of the proposal is "Department Review: Response Pending from the PI".

Dashboard | Agreements | Grants | IACUC | SF424 Center | ECC | EIS WorkCenter

for Aaron Roberts

My Inbox | My Reviews

My Inbox

Filter by ID Enter text to search + Add Filter X Clear All

ID	Name	Date Created	Date Modified	State
GFP0000046	Another Wonderful Example	8/21/2021 12:39 PM	8/22/2021 6:24 AM	Department Review: Response Pending from PI

7.3.2 Accessing Reviewer Notes and Comments

Once you have accessed the Funding Proposal Workspace, review the History tab to see if the reviewer added any general comments such as changes needed to the budget or 424 application (if applicable). The Funding Proposal and Budget will now be editable again so the PI/Administrative Contact/Editors can make any needed adjustments.

Department Review: Response Pending from PI

Another Wonderful Example

GFP0000046 Funding Proposal

Proposal Information	Budget Information
PD/PI: [Redacted]	Starting Date: 4/1/2022
Department: Biological Sciences	Number of Periods: 5
Specialist: [Redacted]	Total Direct: \$1,110,459
Sponsors: National Institutes of Health	Total Indirect: \$538,574
Sponsor Submission Deadline: 10/5/2021	Total: \$1,649,033
SF424 Link: SF-4240000009	

Budgets | SF424 Summary | **History** | Reviewers | Attachments | Financials | Reviewer Notes | Related Projects | ...

Activity	Author	Activity Date
Changes Requested By Department	[Redacted]	8/22/2021 6:24 AM

2 Reviewer Note(s) Logged. 1. GRAs cannot work 100% effort during the Academic year. Please update your budget as needed and include corresponding tuition support for your GRA. 2. Your 424 application is missing your Facilities & Equipment document. Please upload to your 424 application before resubmitting for approval.

The History tab also indicates if any Reviewer Notes were logged in the Funding Proposal SmartForm pages.

Changes Requested By Department [Redacted] 8/22/2021 6:24 AM

2 Reviewer Note(s) Logged. 1. GRAs cannot work 100% effort during the Academic year. Please update your budget as needed and include corresponding tuition support for your GRA. 2. Your 424 application is missing your Facilities & Equipment document. Please upload to your 424 application before resubmitting for approval.

To review the notes, select the Review Notes tab. This will show all Reviewer Notes on the Funding Proposal to summarize them, including which fields changes are requested for and if the response is required.

Select the Page Name that is hyperlinked in blue, to navigate directly to the Funding Proposal SmartForm indicated. Alternatively, you can access the Funding Proposal by directly clicking the **Edit Funding Proposal** button.

7.3.3 Responding to Reviewer Notes

In the Funding Proposal SmartForms, the left navigator indicates which SmartForm pages have reviewer notes. An orange comment bubble on the page indicates which question(s) have reviewer notes. A red dot above the comment bubble indicates that a response is required before you will be able to Resubmit for Department Approval.

Navigate to the correct page and click on the orange comment bubble to open and review the comment. Make any needed changes and select Reply to reply to the comment.

After any needed changes are made, enter any comments needed and select **OK** to reply to the Reviewer Note.

Once all Review Notes have been responded to or addressed, select the Exit button in the lower right corner to exit out of the Funding Proposal SmartForms to navigate back to the Funding Proposal workspace.

7.3.4 Submit Changes for Department Review/Submit Changes to Specialist

Once all Clarifications have been addressed, the Funding Proposal can be submitted back to the reviewer. Select **Submit for Department Review** activity (if changes requested by department reviewer) or **Submit Changes to Specialist** activity (if changes requested by the GCA Specialist). Note that sometimes the GCA Specialist may require updates go through department review again before returning to the specialist. If GCA has requested this, the proposal will automatically go to Department Review again even if you select the Submit Changes to Specialist activity.

**Specialist Review:
Pending Changes
by PI**

Another Wonderful Example

GFP0000046 Funding Proposal

Next Steps

Edit Funding Proposal

Printer Version

COI Disclosure Status

↩ Submit For Department Review

➔ Submit Changes To Specialist

← Withdraw Proposal

Proposal Information	Budget Information
PD/PI: ██████████	Starting Date: 6/1/2022
Department: Biological Sciences	Number of Periods: 5
Specialist: ██████████	Total Direct: \$1,110,459
Sponsors: National Institutes of Health	Total Indirect: \$538,574
Sponsor Submission Deadline: 10/5/2021	Total: \$1,649,033
SF424 Link: SF-4240000009	

If you get error messages about reviewer notes, that means there are required reviewer notes that you did not reply to. Click on the link in the “Jump To” column to go to that question and reply to the reviewer note. Then click on the Submit for Department Review or Submit Changes to Specialist activity as appropriate.

Error/Warning Messages Refresh

Message	Field Name	Jump To
- Reviewer Note [Author: ██████████ - Since Equipment is included in the Budget, the selection for Purchase or Installation of Major Equip...]	Approval Items	Additional Proposal Information

Close

Submit Changes To Department Review

Warning: outstanding required ancillary reviews exist for this project

Ancillary Review

Review Type	Person	Organization	Required	Completed	Accepted
Compliance Review	██████████		yes	no	

1. Comments:

Thank you for the notes and comments!

2. Attachments:

+ Add

Name
There are no items to display

OK
Cancel

The proposal status will update to “Department Review” or “Specialist Review” depending on who requested the changes. An email notification is sent to the department reviewer and the proposal will appear back in their Inbox for review and approval.



7.4 Review Complete/Proposal Submission

After the assigned GCA Specialist has reviewed and approved the proposal, they will move the proposal to Final Review Status. This indicates the proposal is finalized and is queued to be submitted to the sponsor. The status of the Funding Proposal will change to “Pending Submission to Sponsor”.

Pending Submission to Sponsor

Another Wonderful Example

GFP000046 Funding Proposal

Proposal Information		Budget Information	
PD/PI:	Aaron Roberts	Starting Date:	6/1/2022
Department:	Biological Sciences	Number of Periods:	5
Specialist:	Amanda Thomas	Total Direct:	\$1,110,459
Sponsors:	National Institutes of Health	Total Indirect:	\$538,574
Sponsor Submission Deadline:	10/5/2021	Total:	\$1,649,033
SF424 Link:	SF-4240000009		

Next Steps

- [View Funding Proposal](#)
- [Printer Version](#)
- [COI Disclosure Status](#)
- [Manage Ancillary Reviews](#)
- [Manage Relationships](#)
- [Manage Tags](#)
- [Create Agreement](#)

After the proposal has been submitted, GCA will update the Funding Proposal to the “Pending Sponsor Review” status and the workflow chart will now be in the Sponsor Review bubble. Note: If the proposal is submitted directly by the PI (i.e.: sponsor portal website), be sure to forward the submission confirmation received to the GCA Specialist along with a copy of the submitted application. They will use this documentation to update the status to “Pending Sponsor Review”.

Pending Sponsor Review

Another Wonderful Example

GFP000046 Funding Proposal

Proposal Information		Budget Information	
PD/PI:	Aaron Roberts	Starting Date:	6/1/2022
Department:	Biological Sciences	Number of Periods:	5
Specialist:	Amanda Thomas	Total Direct:	\$1,110,459
Sponsors:	National Institutes of Health	Total Indirect:	\$538,574
Sponsor Submission Deadline:	10/5/2021	Total:	\$1,649,033
SF424 Link:	SF-4240000009		

Next Steps

- [View Funding Proposal](#)
- [Printer Version](#)
- [COI Disclosure Status](#)
- [Manage Ancillary Reviews](#)
- [Manage Relationships](#)
- [Manage Tags](#)
- [Create Agreement](#)

The PI and any Administrative Contact or Editor included in the Funding Proposal will receive an automated GRAMS notification email from DoNotReply-GRAMS-Grants@untsystem.edu when the proposal status is changed to “Pending Sponsor Review”.

[EXT] GFP0000046: Proposal Submitted



DoNotReply-GRAMS-Grants@untsystem.edu

To [Redacted]

[If there are problems with how this message is displayed, click here to view it in a web browser.](#)

To: [Redacted]

Link: [GFP0000046](#)

PI: [Redacted]

Title: Another Wonderful Example

Your proposal has been submitted to the sponsor. Click the link above to check the application status.

If you have any questions, please contact your assigned Specialist.

The Funding Proposal will stay in this status until a funding determination is made by the sponsor.